

# VISITOR SAFETY

AT MOSES LAKE INDUSTRIES

Welcome to Moses Lake Industries! Visitors are expected to follow established safety procedures to ensure the safety of themselves and others. We believe that incidents are preventable, and a zero-incident worksite is achievable. As a visitor of MLI you become a part of our safety culture.

## ARRIVING ONSITE:

- Sign in at the guard shack
- Wear badge in a visible location
- Remain with your escort while onsite



## LEAVING THE SITE:

- Sign out at the guard shack
- Return your badge

## REQUIRED PPE:

If you will be walking through production areas or any area where chemicals are being handled you must wear the following Personal Protective Equipment at a minimum:



**Hard Hat**



**Safety Glasses**



**Full Leather Shoes or  
Equivalent**

**EVACUATION PLAN:**

The main goal of this plan is to ensure rapid, systematic removal of all persons from potentially hazardous areas to a safe assembly area and to account for all employees, visitors and contract employees.

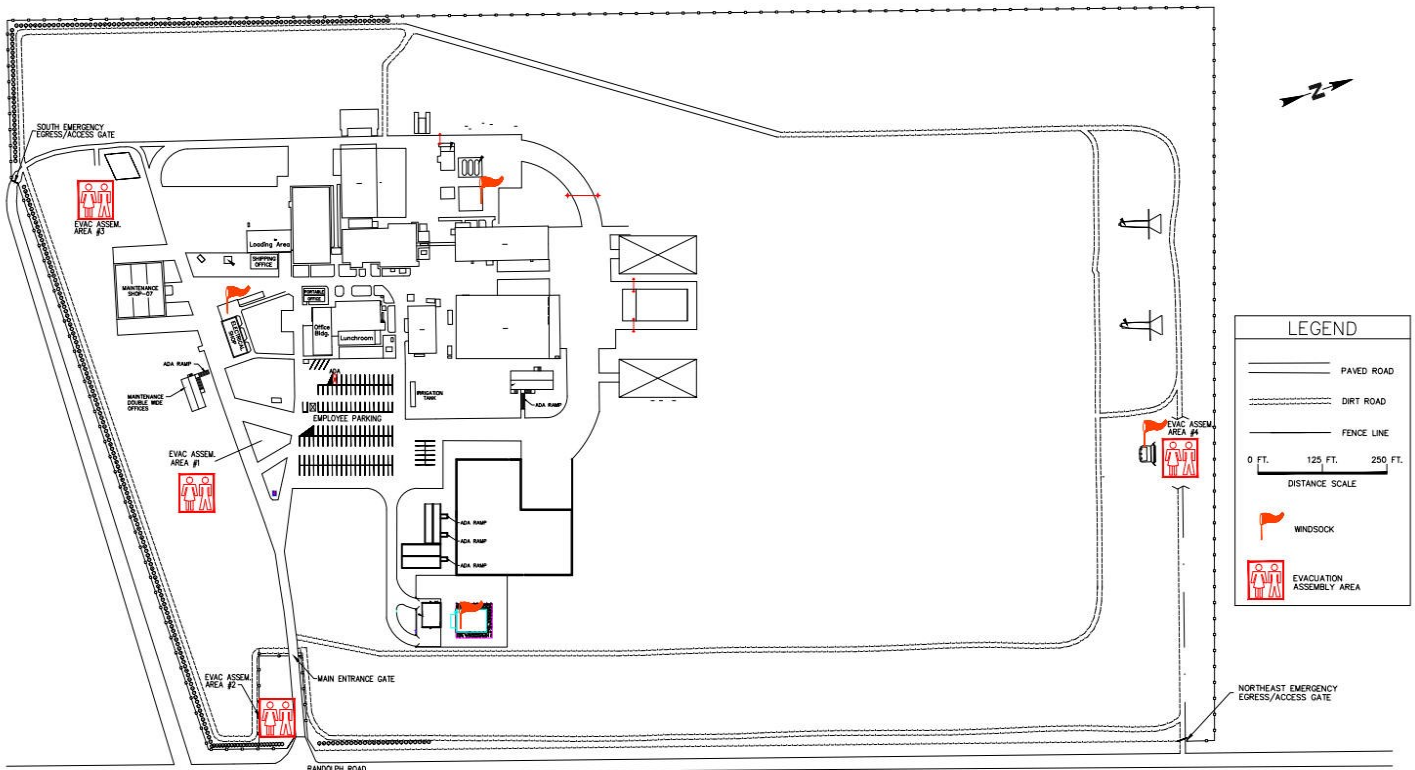
All evacuations will be activated by either the evacuation siren, fire alarm signal, an announcement of an evacuation order over the PA system, or the notification of an affected area supervisor. You will be informed of where to assemble.

**In the event of an Emergency**

**Evacuation Alarm(s) will sound**

**Remain with your MLI Representative and  
 proceed to the designated assembly area**

**(Assembly areas shown in red squares below)**



**EMERGENCY RESPONSE TEAM:**

MLI maintains an internal Emergency Response Team made up of employees who have received advanced training including but not limited to:

- Confined Space Rescue
- Elevated Work Rescue
- Advanced First Aid and Basic Life Support
- Hazardous Material Rescue and Cleanup



ERT members can be recognized by the orange hard hats they wear.



**MOBILE EQUIPMENT:**

**Be Aware!**

Mobile equipment may not see you  
Look both ways before stepping out into roadways

**Exclusion Zones:**

*“An area where entry is restricted due to increased hazards.”*







Exclusion Zones are identified by orange markings on doors and orange lines painted on the floor.

- Do Not enter a building through a door painted orange.
- Exclusion Zones require additional PPE and personnel to sign in before entry.



## Chemical Safety

Bulk Chemicals Onsite

<u>Chemical</u>	<u>Hazards</u>	<u>GHS Pictograms</u>
Tetramethylammonium Hydroxide (TMAH) -	Corrosive; Toxic; CNS Depressant	
Tetramethylammonium Carbonate (TMAC) -	Causes severe skin and eye damage; Toxic by ingestion	
Trimethylamine (TMA) -	Highly flammable; Corrosive to skin, eyes, and respiratory tract	
Dimethyl carbonate (DMC) -	Highly flammable; mildly irritating to eyes	
Copper Sulfate	Irritating to eyes and skin	
Methanol	Highly Flammable; CNS Depressant	



## General Safety and Site Rules



Smoking is allowed in the designated area only



Pictures are not allowed to be taken in production areas (please ask your MLI Representative before taking any pictures)



Please keep your hands to yourself and avoid touching surfaces that could be contaminated with chemicals



Shorts/Skirts are not allowed to be worn onsite

## ISO Certified

Moses Lake Industries is ISO 14001 and ISO 45001 Certified. These certifications are a testament to MLI's commitment to Environmental Stewardship and Employee Safety.

MLI is committed to the following principles through the Environmental, Health, Safety & Security Policy:

- Provide a Safe, Secure and Healthy Workplace
  - Maintain EHSS Regulatory Compliance
    - Protect the Environment
    - Control Risk to Workers
  - Facilitate Worker Participation



## Visitor Safety Orientation Quiz

Instructions: Print, fill out, and sign this quiz. You may either email the completed quiz to your MLI Representative or bring it with you when you visit MLI.

Name: \_\_\_\_\_ Company: \_\_\_\_\_ Date: \_\_\_\_\_

1. Walking through areas where chemicals are handled requires what three pieces of PPE? (circle three)
  - A. Hard Hat
  - B. Safety Glasses
  - C. Work Boots
  - D. Full Leather Shoes
  
2. In the event of an emergency what should you do?
  - A. Run to your car and leave the property
  - B. Find a safe place to hide
  - C. Remain with your MLI Representative and proceed to the designated assembly area
  - D. Rush to the emergency to help
  
3. Exclusion Zones are identified by orange markings on doors and orange lines painted on the floor. True Or False
  
4. MLI is committed to which of the following principles?
  - A. Provide a Safe, Secure and Healthy Workplace
  - B. Maintain EHSS Regulatory Compliance
  - C. Protect the Environment
  - D. Control Risk to Workers
  - E. Facilitate Worker Participation
  - F. All the Above
  
5. You must wear your Visitor Badge at all times? True Or False

\_\_\_\_\_  
Visitor (signature)

I hereby confirm that I am confident in my knowledge and understanding of the information contained within the Visitor Orientation Training and have successfully completed the quiz.

